

A **survey** is a method of gathering the opinions or experiences of a group of people by asking specific questions with short answer, multiple-choice, and scaled-answer questions.

A ***Community-led Survey***, unlike a conventional survey, is not only about collecting information - it also allows for information and insights to be exchanged between the community and the research team.



- The community-led survey can help the community better understand their collective experience and perspectives on certain issues.
- It is one of approaches to include **different voices** in the community.
- The result can be **reviewed by gender and other identities** of the participants to have deeper understanding.
- It is an effective way to **communicate with government or corporate actors** whom often convinced by numbers.



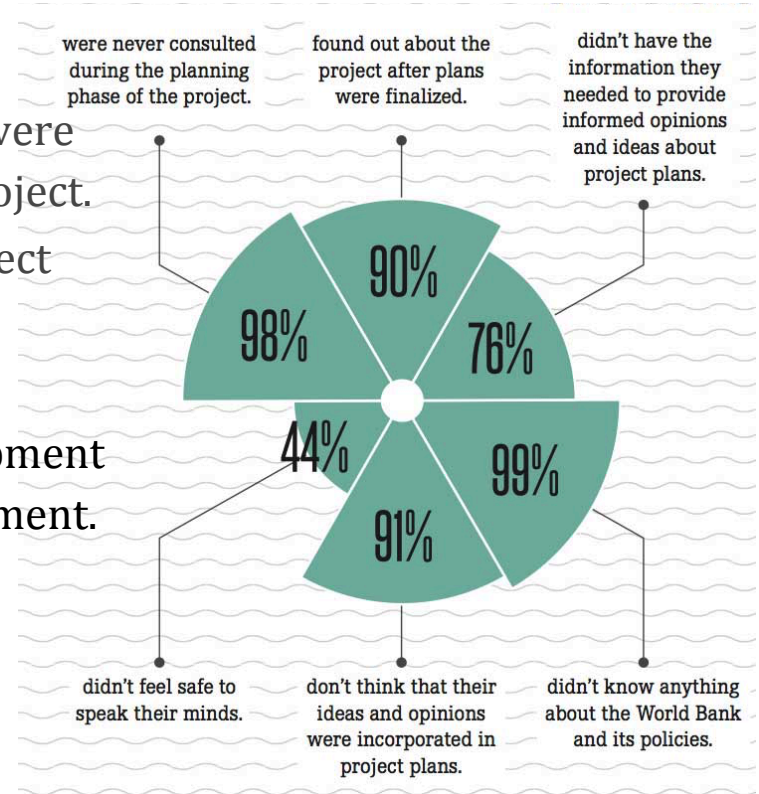
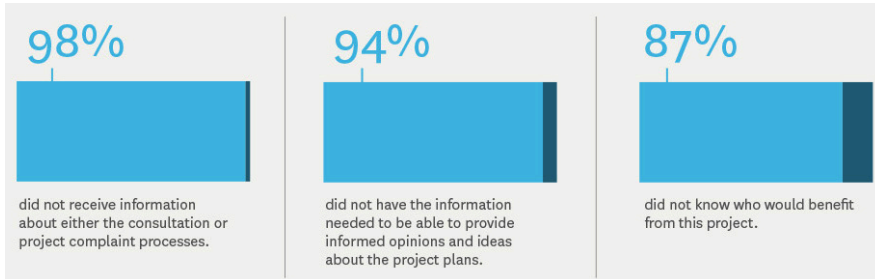
Example of Survey Data

98% of the survey respondents indicated that they were never consulted during the planning phase of the project.

87% did not know who would benefit from this project

98% did not receive information about either the consultation or project compliant process

95% of respondents stated that their idea of development is different from their government's idea of development.





95%
concerned that their source of livelihoods will be destroyed as a result of the project.



91%
reported concerns about loss of access to services as a result of being displaced.

La mayoría piensa que el proyecto ocasionará impactos negativos:



84%
Afectación de recursos marinos y borde costero



61%
Destrucción del medioambiente



57%
Contaminación y destrucción del ecosistema

परामर्श



प्रतिक्र्या दिनेहरु मध्ये **७५%** संग योजना बनाउने समयमा परामर्श लिईएको थिएन



प्रतिक्र्या दिनेहरु मध्ये **२१%** संग योजना बनाईसके पश्चात् पनि परामर्श लिईएको थिएन



प्रतिक्र्या दिनेहरु मध्ये **१%** ले आफ्ना विचार र उपायहरु समावेश गरिएको छ भनेका छन्



९३% लाई आफ्ना समुदायमा विकाश सम्बन्धि विचारहरु राख्न मौका दिईएको थिएन




परामर्श लिईएका मध्ये **६५%** ले अधिक जानकारी र बढी समयको माग गरेका छन्

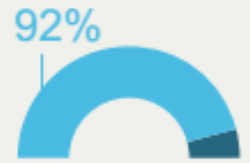


२% संग परियोजना संग सम्बन्धित सूचित धारणा र विचार प्रदान गर्न आवश्यक जानकारी छन्

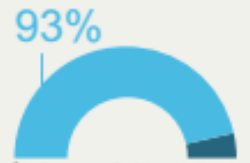
திட்ட தகவல்கள் அணுகல்



99%
திட்ட தகவல்களை எல்லா குறியிட கோள்வது என்பது தகவல் தெரியாது என தெரிவித்தவர்கள்



92%
பல திட்டத்திற்கு நிதி வழங்குவதில்லை என்பது தெரியாது.



93%
திட்டத்தை அமுல்படுத்த எடுப்புவாய்களின் பெயர்களை அல்லது தொடர்பு கொள்வதற்கான தகவல்கள் பெறப்படவில்லை.

Advantages of Using a Survey	Disadvantages of Using a Survey
Because there is a standard set of questions, trends and relationships can be easily identified	Social and legal realities may make it difficult to have a representative sample of the entire community
Can be done on a large scale, and include responses from a great number of people	Must consider language and literacy of participants
Seen as a scientific or objective research method	Need to ensure questions are understood by participants
Produces numerical results and generalized data that policy makers and media tend to prefer	Answers are often simplistic or limited by the choices presented, and require a combination of methods such as individual interviews or focus group discussion to get detailed and complex answers
Allows participants to remain anonymous so people can be more candid about their experiences and opinions	Realities and attitudes change which may affect the accuracy of the responses over time
Often inexpensive to collect, facilitate, and consolidate data	Skills and guidance materials are needed to conduct the research

Share Draft Versions for Feedback

Reflect

Identify the Research Topic

Collect the Data

Address Security Risks

Identify Allies and Influencers

Together, Take Action!

Share the Final Research and Recommendations

Engage the Community Throughout

Address Security Risks

Draft the Research and Recommendations

Build a Research Team

Design the Research Tool

How to develop a survey

- Who is part of your community-led survey team
- Who are your participants
- Develop survey questions/ Adapt from survey template
- Create your survey offline & online
- Test your questionnaire
- Revise and finalize your questionnaire



Participants

Whose perspectives do I want the survey to reflect?
Who in the community should be included and why?



To help identify participants, consult people who are active in community organizations and know many people in the community. Determine how the research team will integrate people regularly underrepresented or neglected in community conversations.

- *Who are we going to ask? How will we make sure we collect data from a group that will be representative of the community?*
- *What are the reasons for selecting them specifically?*
- *How many people are we going to speak with?*
- *What are the potential challenges we might face in reaching or accessing our participants? How will we address these?*

To collect a representative sample of viewpoints, set a goal to conduct the research process with **at least 100 people**.

The *sample* should cover different groups within the targeted communities.

Who is part of your research team?


CRITERIA	Alex	Sreymon	Umida
Mutual Interest?	Issues around fisheries	Impacts on women	Role of youth
Commitment?	Available to speak to his community	Strong commitment to entire process	Already has many responsibilities
Contribution?	Good at writing and drawing	Can lead the focus groups with women	Good with computers and technology
Represent Diversity?	Speaks local dialect	Represents women's group	Represents youth group
Trust?	Yes	Yes	Yes
Notes	Former staff member at a civil society group	-	Can support team to stay informed

“The number of team members will depend on the scope of the research, but usually, at least 10 people will be needed. The team can also be a combination of civil society groups and community members - ideally a majority of the team should be community members”




Develop survey questions

- Which part of your research questions can be answered through a survey?



- What are different topics or categories?
Livelihood, experiences in public participation, development priorities



“

Survey questions can cover a wide variety of topics, depending on the objectives of the community-led research. For example, you can decide some questions have a “Yes” or “No” response, a choice of possible answers, or a space for open comments. Responses can be based on personal experiences, or be aspirational about what development the community wants, if any

Example of survey questions

Do you know who is funding the project?

- Yes
- No

If yes, who is involved in funding the project? Select all that apply.

- The government
- A company
- An international bank
- A national bank
- Other

Did you or your community participate in any activities conducted by those funding or implementing the project to measure and document the value of your homes, land, and resources that would be lost or destroyed by the project?

- Yes
- No
- I don't know

Comments:

.....
.....

How and when were you consulted and asked for your ideas about this development project? Select all that apply.

How were you consulted?	When were you consulted?		
I was not consulted	<input type="checkbox"/> During project planning	<input type="checkbox"/> After project plans were finalized	<input type="checkbox"/> When construction began
I was interviewed	<input type="checkbox"/> During project planning	<input type="checkbox"/> After project plans were finalized	<input type="checkbox"/> When construction began
I was surveyed	<input type="checkbox"/> During project planning	<input type="checkbox"/> After project plans were finalized	<input type="checkbox"/> When construction began

If you could talk with project developers and government officials, what would you like to tell them?

.....

.....

.....

If you were consulted about the project, how did you respond?

- I agreed with the project as it was planned
- I agreed with the overall project, but I wanted to propose changes to the plans
- I disagreed with the whole project, but I wanted to propose changes to the plans
- I disagreed with the whole project, and wanted the project to be stopped
- I could not decide. I wanted to know more information and have more time to think about the project
- Other

Please explain.

.....

.....


4 types of questions:

Select Your Answer These questions ask the participant to choose only one answer that best represents their reality.

Select All Answers that Apply These questions ask the participant to choose as many answers as they wish, to fully capture their experiences, thoughts, and ideas about a specific topic.

Two-Step Table Questions These questions are a little more complex, and gather several pieces of information at once. In these questions, the titles or headings for each column ask one part of the same question. Participants should consider the first column as the main topic, and the second column as asking for specifics about the participant's engagement with the first column.

Written Response Questions These questions will ask the participant to write their answers out in the box provided, instead of selecting between different options.



<https://bit.ly/surveyiap>

- Create your survey offline & online
- Test your questionnaire
- Revise and finalize your questionnaire



Collect your survey

Set out a timeline for how long it will take to speak with participants

- Make copies of the Survey questionnaire and number them to help you keep track
- Give prior notice when requesting an interview with participants
- Carry out your survey at a time and place that will be safe and convenient for most participants
- Make sure to consider the livelihoods, seasonal cycles, and culture of the community. For example, if most community members work in the fields during the day in the summer, you might want to conduct your research in the evenings



Tell the participant who you are, which community you are from, or which organization you are with

- Explain the purpose of the research - what the research is about and why it is being conducted
- Explain how you are going to use the information given by them
- Explain that they have the right to anonymity and confidentiality, and
- that they can withdraw their participation at any point during the research process
- Ask if the participant has any questions before you start
- Ask if they want to participate in the research - this is called asking for “informed consent”
- Not everyone in a community may be able to read or write, so consider multiple ways to gather information

When recording responses, it is important to record both the answer chosen by participants, and any quotes that provide more detail on their response.

This will help in understanding trends when analyzing the data.

When conducting surveys, research team members should ask one question at a time. Remember, the survey process is an exchange of information, so listen carefully, don't interrupt or comment on anyone's responses, and give participants enough time to respond to each question.

Sometimes people may become emotional when remembering traumatic experiences. **Be supportive and patient.** These tips will encourage people to open up and tell their story.



Data Entry

- Create a survey in the database or Survey Monkey exactly how they look on paper that the research team collect both questions and answers
- Test the database by entering a few surveys to spot any errors (be sure to remove them afterward).
- Once all data is entered to the database, you can easily analyze the data.
- Think and discuss within the team about what specific questions that might be difficult to input
- Practice entering data
- Organize the paper survey by number. Set up a system to mark which survey has been entered so the data do not duplicated. Everyone who is working on data entry should understand this system.

- Input the answers as they are on the survey. Leave blank answers blank
- Double check your work.
- Ask your team if you have any questions or are unclear about how to input something.

Analyze Data



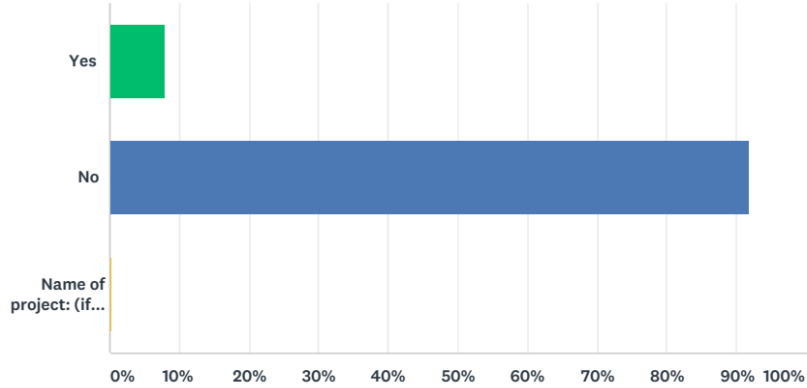
...what the data is saying-what the community is saying.

Review each question, calculate the percentage of people who selected each answer, and note down any similar ideas or comments.



Q4 Do you know who is funding the project?

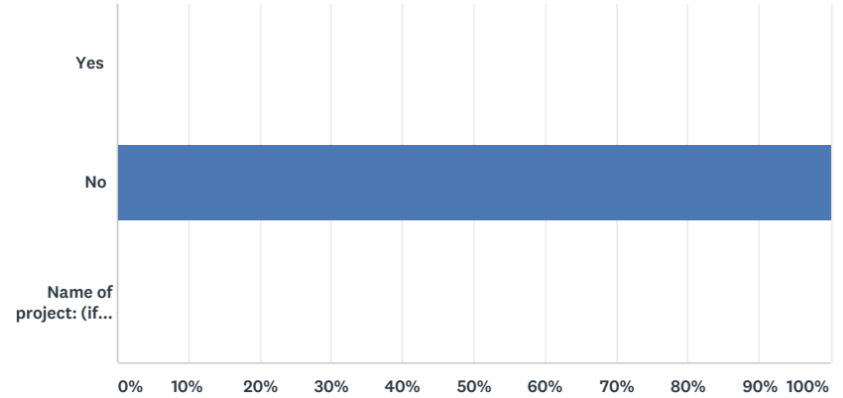
Answered: 400 Skipped: 4



Overall Data

Q4 Do you know who is funding the project?

Answered: 58 Skipped: 0



Only responses from women

Q45 If you could talk with project developers and government officials, what would you like to tell them?

Answered: 247 Skipped: 157

#	RESPONSES	DATE
1	Give awareness to community	9/23/2018 5:08 AM
2	I don't know regarding this	9/22/2018 9:03 AM
3	We request to give information to community regarding the impact of this project	9/22/2018 8:53 AM
4	Explain to the community regarding project	9/22/2018 8:43 AM
5	Create awareness for community regarding project	9/22/2018 8:35 AM
6	project information shared with community	9/22/2018 8:26 AM
7	Plan with community participation	9/22/2018 8:03 AM
8	Create awareness for all community regarding the project	9/22/2018 7:54 AM
9	Plan project with community opinion	9/22/2018 7:45 AM
10	The project information should share among the community	9/22/2018 7:36 AM
11	All should participate the project	9/22/2018 7:18 AM
12	Work with community without neglecting community	9/22/2018 1:18 AM
13	Prepare plan with community participation	9/22/2018 12:59 AM
14	I don't know about this	9/21/2018 11:35 PM
15	Create awareness to all regarding project	9/21/2018 11:10 PM
16	Project details clearly explain to community	9/21/2018 11:00 PM
17	The impact of the project should inform all	9/21/2018 10:49 PM
18	Project was delaying to implement	9/20/2018 7:11 AM
19	With the concern of the community plan with them	9/20/2018 6:48 AM
20	There doing the plan without consulting us	9/20/2018 6:24 AM
21	The development project should start without much delay	9/20/2018 5:59 AM
22	Should have a vision to benefited to our community and future	9/20/2018 12:30 AM
23	Dont Know	9/19/2018 10:59 PM
24	Project should implement correctly that useful to community	9/19/2018 10:38 PM
25	With community identify their need	9/19/2018 2:10 PM
26	The project should implement considering the future of community	9/17/2018 9:02 AM
27	Project should Plan with community Participation	9/17/2018 6:25 AM
28	Identify needs and discussed with community	9/16/2018 10:50 PM
29	we were not given any awareness please provide awareness and discuss with community	9/16/2018 4:43 PM
30	don't know	9/16/2018 9:51 AM
31	Implement project that are usefull to community	9/16/2018 9:23 AM
32	Implement common activity	9/16/2018 8:39 AM
33	Respect community	9/16/2018 12:50 AM
34	I don't know anything	9/15/2018 7:05 PM

35	Don't Know	9/15/2018 6:32 PM
36	Implement project for community betterment	9/15/2018 7:10 AM
37	Don't appoint senior retired government officers as consultant	9/15/2018 1:21 AM
38	Start project without delay	9/15/2018 1:10 AM
39	No	9/15/2018 12:58 AM
40	create awareness regarding project to community	9/15/2018 12:27 AM
41	create awareness to community regarding project	9/15/2018 12:02 AM
42	Respect community opinions	9/14/2018 10:46 PM
43	Create awareness to community	9/14/2018 10:35 PM
44	Be transparent	9/14/2018 10:24 PM
45	Create awareness about the propose project	9/14/2018 10:13 PM
46	No	9/14/2018 9:53 PM
47	we welcome this project for vankalai	9/14/2018 7:55 PM
48	Respect community experience	9/14/2018 10:03 AM
49	Respect community	9/14/2018 9:43 AM
50	Don't know	9/14/2018 8:57 AM
51	Respect community	9/14/2018 8:46 AM
52	Development project should start concerning the community development and betterment of community	9/14/2018 8:34 AM
53	Propose project benefited to community	9/14/2018 8:07 AM
54	Project shout carryout based on community needs	9/14/2018 7:39 AM
55	Respect the community	9/14/2018 7:17 AM
56	Respect community opinion and experience	9/14/2018 7:05 AM
57	Consult with community get their concern an plan project	9/14/2018 12:22 AM
58	Start project wit community participation	9/14/2018 12:11 AM
59	The project information should provide everybody with local languages	9/13/2018 11:58 PM
60	Create awareness regarding project before implementing	9/13/2018 11:46 PM
61	Create awareness to community	9/13/2018 11:33 PM
62	Facilitate to easily obtain the project document	9/13/2018 11:18 PM
63	The project should transparent	9/13/2018 10:58 PM
64	Respect Community opinions	9/13/2018 10:49 PM
65	Not clear	9/13/2018 10:39 PM
66	project should start without delay	9/13/2018 10:29 PM
67	Allways consult the community and plan the project	9/13/2018 10:19 PM
68	Identify needs with community participation	9/13/2018 10:09 PM
69	Create awareness to community and should transparent	9/13/2018 8:40 PM
70	Not appoint retired government senior officers as consultant of project	9/13/2018 8:19 PM
71	Respect community	9/13/2018 3:41 PM
72	respect community opinion	9/13/2018 1:15 PM
73	Should do project with participation of beneficiary community	9/13/2018 1:01 PM
74	Create awareness regarding project	9/13/2018 12:32 PM

DESIGN DEVELOPMENT PROJECT WITH COMMUNITIES



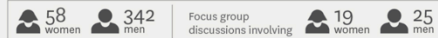
Fisherfolk communities in the Mannar District of Sri Lanka with support from the Sri Lanka Nature Group and the International Accountability Project conducted community-led research between June and September 2018 to study the local impact of the proposed Northern Province Sustainable Fisheries Development Project.

The project's objective is to develop two fishery harbors, rehabilitate related infrastructures, and improve aquaculture in the cities of Jaffna, Kilinochchi, Mannar and Multhive in the Northern Province. With a proposed USD 158-174 million loan from the Asian Development Bank, this will be the first major infrastructure and livelihood project in the Northern Province of Sri Lanka since the civil war.

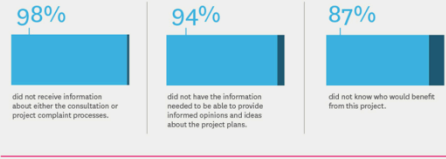

This survey was conducted as part of the Early Warning System to ensure local communities and the civil society that support them, have verified information about projects likely to cause human and environmental rights abuses. Learn more: www.rightsindevelopment.org

THE COMMUNITY-LED RESEARCH INCLUDED:

The community-led research included community discussions, individual interviews and four focus groups with 400 affected community members:



ACCESS TO PROJECT INFORMATION



Communities believe that the Asian Development Bank and the Government of Sri Lanka should ensure a safe space for people to safely meaningfully participate throughout the decision-making process. These spaces should be free from any form of intimidation or coercion.

WRITE A REPORT



For examples of community reports see:

- <http://bit.ly/LilongweWaterProjectCommunityOutreachReport>
- http://bit.ly/IAP_GAT

CREATE A DATA VISUALIZATION



This can be drawn by hand or done online. For free digital infographic templates see:

- www.canva.com

For examples of infographics based on community-led research see:

- <http://bit.ly/8StepsToCommunityLedDevelopment>
- <http://bit.ly/MalawiCommunityInfographic>
- <http://bit.ly/PanamaCommunityInfographic>

MAKE SOME ART



This could be through theatre, dance, graffiti, photography, painting, sculpture, or any other form of expression!

ORGANIZE A COLLECTIVE ACTION



This could include people inside and outside your community, and could be a protest, march, or other form of action taken together as a group.

SHARE ON SOCIAL MEDIA OR WITH MEDIA OUTLETS



Use the hashtag (#) or the at (@) to target specific accounts. For more information on doing activism through social media see:

- <http://bit.ly/SocialMediaStrategiesforAdvocacy>

HOLD EVENTS



You could hold events to share your findings, and promote any of the other creative actions discussed above.

CONSULT COMMUNITIES FIRST!

IN SIERRA AND LILONGWE DISTRICTS, MALAWI, A DEVELOPMENT PROJECT IS THREATENING THE HOMES AND LIVELIHOODS OF OVER 5,100 PEOPLE.

DIAMPHWE MULTIPURPOSE DAM
IS PART OF A \$290 MILLION PROJECT FUNDED BY THE WORLD BANK, EUROPEAN INVESTMENT BANK, AFRICAN DEVELOPMENT BANK AND THE GOVERNMENT OF MALAWI.

2,682 HECTARES OF LAND PERMANENTLY INACCESSIBLE
NEGATIVELY IMPACTING THE LIVELIHOODS OF VULNERABLE GROUPS.

INCREASED WATER SUPPLY
SUPPORT LOCAL SCALE PRODUCTION
CLIMATE CHANGE
COLLECTOR WATERS

LOSS OF SOIL LAND
LOSS OF WILDLIFE
LOSS OF MARKET SCHOOLS SUPERSTITION
NATIONAL ANTIQUITIES AND HERITAGE
LOSS OF HERITAGE SITES
COLLECTOR WATERS

THIS IS WHAT THEY HAD TO SAY

International Accessibility Project and the Citizens for Justice (CJ) Network organized a survey of affected people in 2 districts.

READING OUT TO THE PEOPLE FIRST
"Committees should be constituted first to make sure that their needs and concerns are addressed."

PROVIDE ALTERNATIVES IN CASE OF DISPLACEMENT
"We are being forced to accept. Now this [the project] has threatened to cut off the only way to market in the district. They should first deal with what we need to build houses for us."


WHAT'S NEXT
"Doing the challenge of the survey, the committees are informing decision makers about their own development priorities."



SAFETY AND SECURITY in Community-led Research

- **Create your security plan/protocol:** understand the overall research process might look like for your community and what you can do to minimize risk or deal with threats. Assess the likelihood of serious harms that might happen if you start the research in your community, and at each step of the process.
 - **Secure your communication among the research team and with the participants**
 - **Secure personal data/sensitive information**
 - **Set rules on how photos, videos, and quotes may be used, and ask permission before using this data**
- Security situations can change quickly, assess the situation continuously throughout the research process.


Community Action Guide on Community-led Research



[Community Action Guide on Community-led research](#)



[Checklist to support community-led research](#)



[Survey template for Community-led research](#)

Download the action guides in *multiple languages*:

<https://accountabilityproject.org/work/community-organizing/community-action-guides/>



ACTIVITY

WHAT BIRDS SEE IN MY VILLAGE



Objectives:

To explore the issues your community thinks are important to study, and to develop community-led development priorities



Time: 1 to 2 hours



Materials:

Flipchart paper, sticky notes or colored papers with tape, pens, markers, or other writing instruments



THE POWER OF COMMUNITY-LED RESEARCH	2
WHAT IS RESEARCH?	5
Heads up: Safety and security in community-led research	8
Define your research topic.....	12
Activity: What birds see in my village.....	13
Experiences with community-led research: Mela's story	18
WHO WILL BE INVOLVED IN YOUR RESEARCH?	22
Who is part of your research team?.....	23
Heads up: Create a security plan.....	26
Who are your allies, audiences, and influencers?	27
Activity: Finding allies.....	29
HOW WILL YOU CONDUCT YOUR RESEARCH?	34
Designing your research tool.....	35
Activity: Know your neighbours.....	39
Experiences with community-led research: Sukhgerel's story	42
Train your team.....	46
Heads up: Safety and security in communication.....	49
Collect your data.....	50
Heads up: Safety and security in data collection.....	54
UNDERSTANDING AND SHARING YOUR FINDINGS	55
Organize your findings.....	56
Activity: Who needs computers to count?	57
Heads up: Engage the community throughout.....	60
Analyze your findings.....	61
Share your findings.....	65
Activity: Getting into their shoes	66
Together, take action!.....	70
Experiences with community-led research: Elias' story.....	71

Experiences with community-led research:

MELA'S STORY

Hi, my name is Mela I am a community organizer from Zimbabwe. For the past eight years, I have worked with communities across Africa to promote transparency in extractive industries. I train and support communities to conduct their own research and define the development challenges they are facing. I believe community-led research is a powerful tool that allows communities to share their stories and realize the kind of change that they would like to see.

I first conducted community-led research within my own community in Marange in Eastern Zimbabwe. In 2006, diamond deposits were discovered in Marange leading to a mining boom that resulted in many human rights violations. Through the process of community-led research, we wanted to try to collectively understand the roots of our problems. One of the most important steps in this process was to identify and agree upon a research topic. In Marange, we discussed how we had lost our land,



Melania Chiponda is from the Marange community in Zimbabwe, and is the Regional Campaign Coordinator at WoMin, an African gender and extractives alliance that works to advance an African post-extractivist, eco-just, women-centered alternative to dominant destructive models of development. Previously, Mela was the founder and Projects Coordinator of Chiadzwa Community Trust.

Mela is a part of IAP's Global Advocacy Team, an initiative which brings together community organizers who experience development projects first-hand to conduct community-led research and mobilize

“We heard from the government that there will be development on fisheries and harbors in the area but they said the details will come later. After we learned from the [Early Warning System](#) that the Asian Development Bank would be involved in this project, we contacted communities and informed them about the plans.”

Thilak Kariyawasam, Sri Lanka
Nature Group



Objectives: to assess community members level of awareness about the [Northern Province Sustainable Fisheries Development Project](#); access to information; opportunities for public participation and consultation; the perceived human rights and environmental risks associated with the project; the degree to which the project incorporated any community-led development priorities

The **Research Team** comprised of community members and a staff of Sri Lanka Nature Group as an advisor

2018: June

July

August

September

Tools

- Community Mapping
- Community Discussion
- Community-led Survey
- Focus Group Discussion
- Identify Targets & Influencers

The community-led research involved **400** affected community members from Mannar district including **16** fisheries villages in **4** Divisional Secretariats



DESIGN DEVELOPMENT PROJECT WITH COMMUNITIES



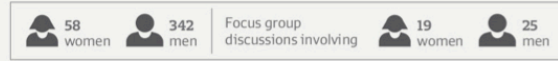
Fisherfolk communities in the Northern District of Sri Lanka with support from the Sri Lanka Marine Fisheries and Aquaculture Development Authority (SLMA) and the International Aquaculture Project conducted community and research between June and September 2018 to study the local impact of the proposed Northern Province Sustainable Fisheries Development Project.

The project's objectives is to develop and carry out community consultation and awareness activities in the areas of Jaffna, Kilinochchi, Mannar and Mullaitivu in the Northern Province. With a proposed USD 216.7 million loan from the Asian Development Bank, this will be the largest "major" project in the Northern Province of Sri Lanka since the civil war.




THE COMMUNITY-LED RESEARCH INCLUDED:

The community-led research included community discussions, individual interviews and four focus groups with 400 affected community members:



ACCESS TO PROJECT INFORMATION



99%

reported they do not know how to obtain project information.



92%

did not know who was funding the project.

93%

did not receive information for the contacts or names of those involved in implementing the project.

87%

did not know who would benefit from this project.

98%

did not receive information about either the consultation or project complaint processes.

94%

did not have the information needed to be able to provide informed opinions and ideas about the project plans.



Communities believe that the Asian Development Bank and the Government of Sri Lanka should ensure a safe space for people to safely meaningfully participate throughout the decision-making process. These spaces should be free from any form of intimidation or coercion.

COMMUNITY PARTICIPATION AND CONSULTATION

99%

of respondents were not consulted during project planning.

91%

reported that they have not participated in any activities conducted by the project financier or executing agencies to measure and document the value of their homes, land and resources that would be affected by the project.

97%

did not have any opportunity to propose ideas for specific development projects for their community.

Of those with the opportunity, only 1 respondent indicated their idea was incorporated into the project plans.

52%

disagreed with the whole project and wanted to propose changes to the project plans.

24%

agreed with the overall project, but wanted to propose changes to the project plans.

ENVIRONMENTAL AND SOCIAL RISKS

Communities expressed concerns about the management of the services and activities related to the Project. Understanding the environmental and social risks, is aggravated by a lack of information in general and what information is accessible in their language. These concerns can destabilize a rebuilding community, potentially creating conflict between fisherfolks and their families, outside groups and the project.

95%

concerned that their source of livelihoods will be destroyed as a result of the Project.

91%

reported concerns about loss of access to services as a result of being displaced.

95%

stated that their idea of development is different from their government's idea of development.



Read more <http://bit.ly/SriLankaInformationDelayed>

See full infographic [click here.](#)

"They were not telling us anything about the purpose of the project."

"They will threaten us with force and violence to scare us to move."

"Any project implemented in our area should benefit our community without destroying the environment and our livelihoods."

"The project should not appoint a senior retired government officers as a [project] consultant."

"Respect the community by planning [the project] with the community."

Community-led Research + Advocacy

